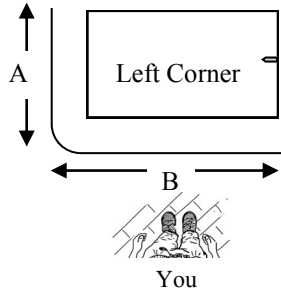


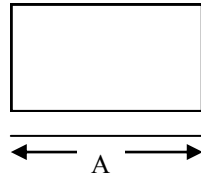
# Measuring for Shower Rod



## Left L-Shaped Rod

Length A \_\_\_\_\_

Length B \_\_\_\_\_

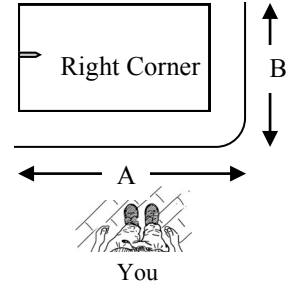


## Straight Rod

Length A \_\_\_\_\_

## Curved Rod

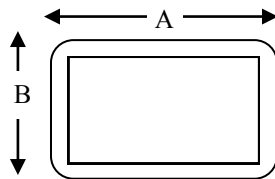
Length A \_\_\_\_\_



## Right L-Shaped Rod

Length A \_\_\_\_\_

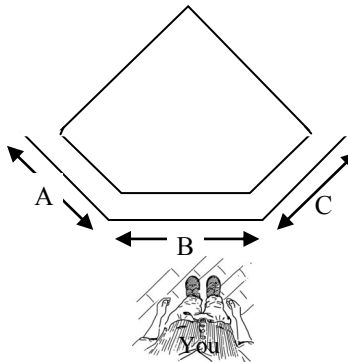
Length B \_\_\_\_\_



## Oval Rod

Length A \_\_\_\_\_

Length B \_\_\_\_\_

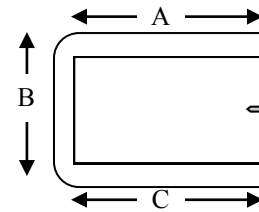


## Neo-Angle Rod

Length A \_\_\_\_\_

Length B \_\_\_\_\_

Length C \_\_\_\_\_



## U-Shaped Rod

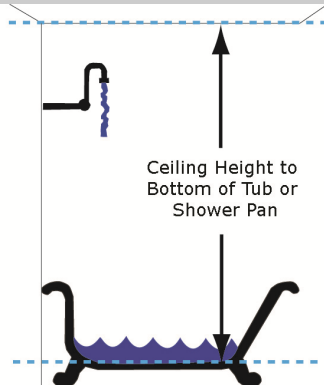
Length A \_\_\_\_\_

Length B \_\_\_\_\_

Length C \_\_\_\_\_

- All Shower Rod measurements are made standing outside the bathtub or shower pan.
- We can make any shaped rod that combines straight sections, 45°, and 90° corners.

# Measuring for Shower Curtain Ceiling Height



We need:

- Shower Ceiling Height in Inches \_\_\_\_\_
- Whether it is a Bathtub or Standalone Shower

If you have questions call: 916-358-8590